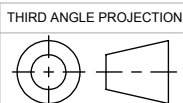


BELT LINE SPEC SHEET

INTERPRET DIMENSIONS AND TOLERANCES PER ASME Y14.5M-1994.
ALL DIMENSIONS IN INCHES UNLESS OTHERWISE SPECIFIED.



DO NOT SCALE DRAWING

INFORMATION CONTAINED IN THIS DOCUMENT IS THE PROPERTY OF GATES CORPORATION. IT MAY NOT BE REPRODUCED OR USED BY PERSONS OUTSIDE GATES CORPORATION FOR ANY PURPOSE WITHOUT WRITTEN AUTHORIZATION.



CARBON DRIVE SYSTEMS

TITLE

SHIMANO NEXUS SG-8R31

MATERIAL:

APPROVALS

DESIGNED BY: Todd Hoffman
DATE: Tuesday, June 23, 2009 3:20:46 PM
DRAWN BY: Todd Hoffman
DATE: Wednesday, February 03, 2010 9:20:44 AM

SIZE

MODEL FILE:

PART NO.:

REV

A

DRAWING FILE:

DRAWING NO.:

01

FINISH:

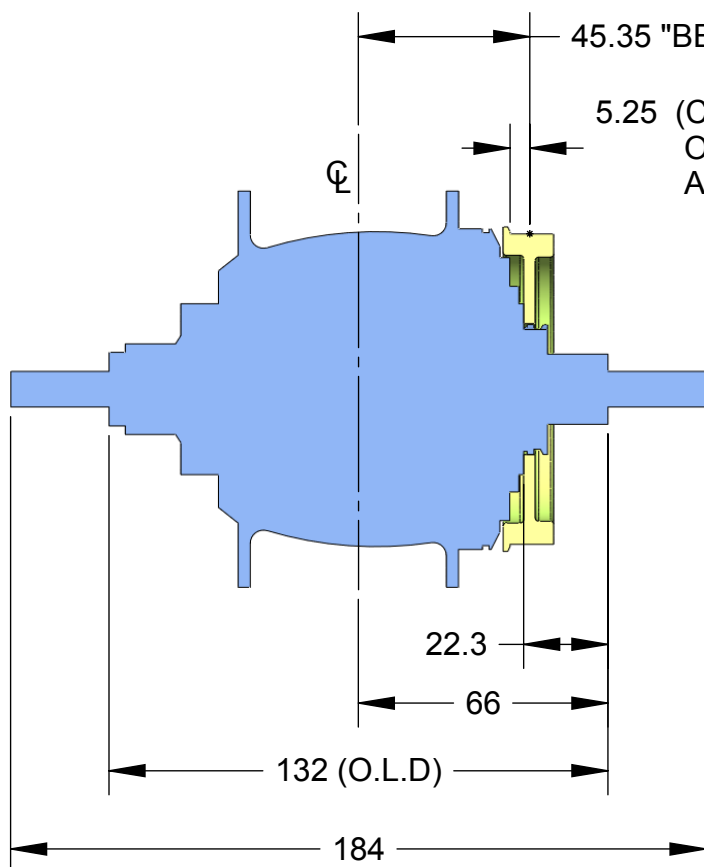
CHECKED BY:
DATE:
APPROVED BY:
DATE:

SCALE: 1:2

SHEET 1 OF 2

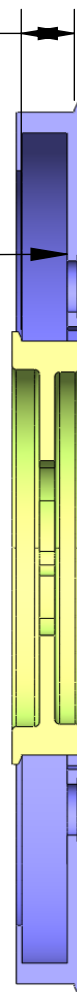
REVISIONS

REV.	REVISION DESCRIPTION	DATE	BY	APPD
01	ENGINEERING RELEASE	3/10/10	TTH	



10.5 NOMINAL ALIGNMENT,
INSIDE EDGE REAR
FLANGE TO INSIDE EDGE
OF FRONT FLANGE

49.2 ± 0.5MM TO CRANK ARM
MOUNTING SURFACE



NOTES: (UNLESS OTHERWISE SPECIFIED)

1. SHIMANO CHAINLINE SPEC: 42.7MM (FOR CHAIN SYSTEM)
2. 49.2 ± 0.5MM IS DESIRED DISTANCE FROM BIKE CENTERLINE TO MOUNT FOR FRONT SPROCKET.
3. THE DIMENSIONS ABOVE ASSUMES A FRAME WITH PERFECT ALIGNMENT. THE DISTANCE TO THE CRANK ARM MOUNTING SURFACE SHOULD BE ADJUSTED BASED ON ACTUAL ALIGNMENT.

BELT LINE SPEC SHEET

INTERPRET DIMENSIONS AND TOLERANCES PER ASME Y14.5M-1994.

THIRD ANGLE PROJECTION



DO NOT SCALE DRAWING

INFORMATION CONTAINED IN THIS DOCUMENT IS THE PROPERTY OF GATES CORPORATION. IT MAY NOT BE REPRODUCED OR USED BY PERSONS OUTSIDE GATES CORPORATION FOR ANY PURPOSE WITHOUT WRITTEN AUTHORIZATION.



CARBON DRIVE SYSTEMS

TITLE

SHIMANO NEXUS SG-8R31

MATERIAL:
SEE BOM

APPROVALS

DESIGNED BY: Todd Hoffman
DATE: Tuesday, June 23, 2009 3:20:46 PM
DRAWN BY: Todd Hoffman
DATE: Wednesday, February 03, 2010 9:20:44 AM

SIZE
A

MODEL FILE:

PART NO.:

REV

01

DRAWING FILE:

DRAWING NO.:

FINISH:
N/A

CHECKED BY:
DATE:
APPROVED BY:
DATE:

SCALE: 1:2

SHEET 2 OF 2

